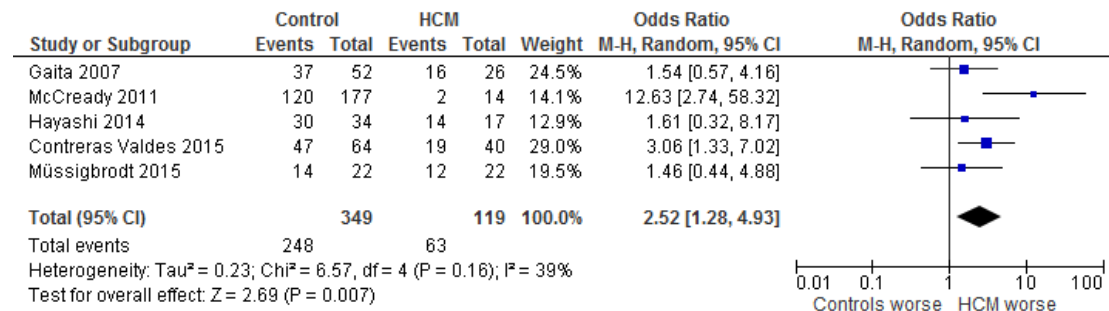


Supplementary Material

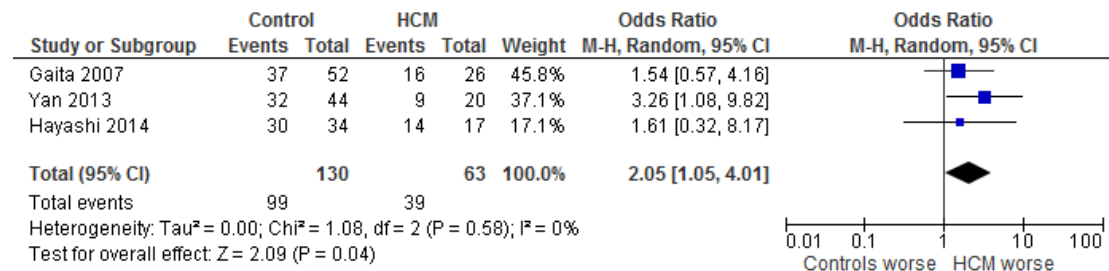
Figure S-1 – Sensitivity Analysis – Comparison of procedural outcomes (freedom from AF/AT relapse) of catheter ablation of atrial fibrillation in patients with and without hypertrophic cardiomyopathy after excluding results published as a conference abstract.



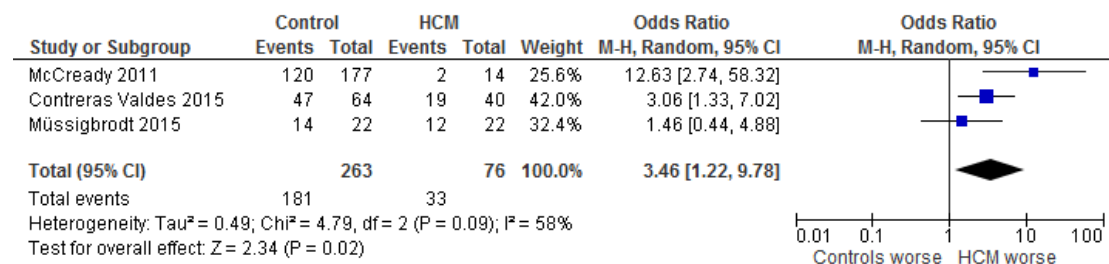
Legend: AF – atrial fibrillation, AT – atrial tachycardia, HCM – hypertrophic cardiomyopathy.

Figure S-2. Sensitivity Analysis – Comparison of procedural outcomes (freedom from AF/AT relapse) of catheter ablation of atrial fibrillation in patients with and without hypertrophic cardiomyopathy in studies including (A) ≤53% of patients with persistent AF and (B) > 53% of patients with persistent AF.

A



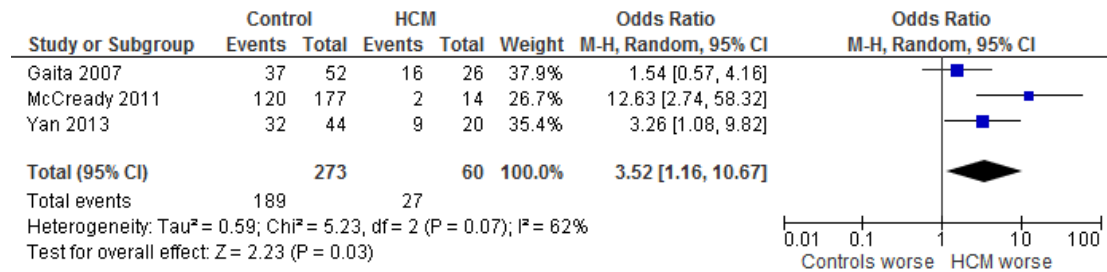
B



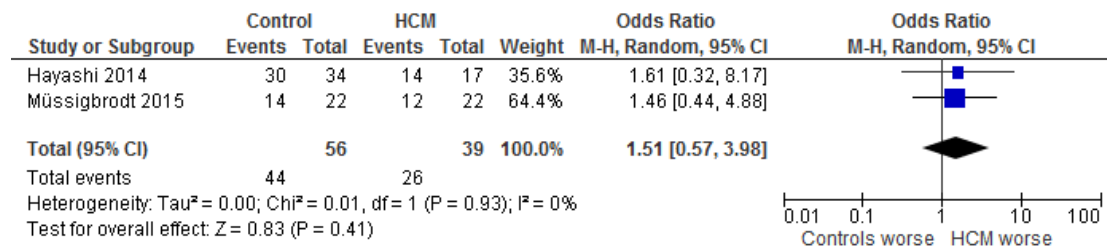
Legend: AF – atrial fibrillation, AT – atrial tachycardia, HCM – hypertrophic cardiomyopathy.

Figure S-3. Sensitivity Analysis – Comparison of procedural outcomes (freedom from AF/AT relapse) of catheter ablation of atrial fibrillation in patients with and without hypertrophic cardiomyopathy in **(A)** studies with mean left atrial diameter ≥ 47 mm and **(B)** mean left atrial diameter < 47 mm.

A



B



Legend: AF – atrial fibrillation, AT – atrial tachycardia, HCM – hypertrophic cardiomyopathy.