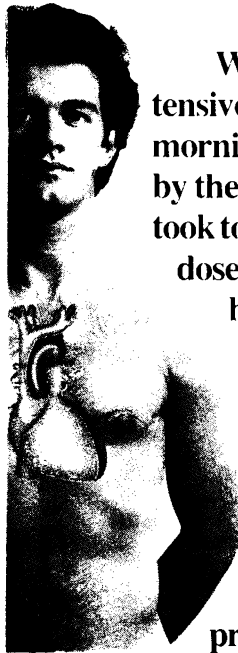



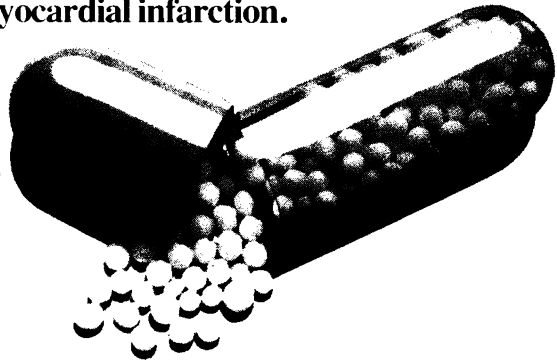
# Protection in the 24th hour.



When your anginal or hypertensive patients get up tomorrow morning will they still be protected by the once-daily beta blocker they took today? If it was 'Inderal' LA the answer is "yes" because one dose of 'Inderal' LA sustains a therapeutic level of beta blockade for at least 24 hours.<sup>1</sup>

Both in angina and in hypertension, beta blockade offers extra protection from stress-induced myocardial ischaemia and its possible consequences, such as cardiac arrhythmias or myocardial infarction.

Prescribe  
once daily  
'Inderal' LA for  
protection right up to  
the next dose.



## INDERALLA

Propranolol Hydrochloride B.P.  
works a 24 hour day.

Inderal is a trade mark for propranolol hydrochloride. Inderal LA is a trade mark for propranolol hydrochloride in long-acting formulation. Full prescribing information is available from: Imperial Chemical Industries Limited, Pharmaceuticals Division, Alderley House, Alderley Park, Macclesfield, Cheshire. (Leahey, W.H. *et al.* (1979) Sixth Scientific Meeting of the International Society of Hypertension, June 1979, Gothenburg, Sweden. **PRESENTATION:** Long-action capsules each containing 160mg of propranolol hydrochloride B.P. **DOSEAGE AND ADMINISTRATION:** Oral, once daily. 1. **Hypertension:** The starting dose is one capsule daily. If necessary, dosage may be increased to two capsules. 2. **Angina:** One capsule daily. 3. **Children:** Inderal LA is not intended for use in children. **CONTRAINDICATIONS, WARNINGS, ETC:** Inderal LA should not be used: 1. In the presence of second and third degree heart block. 2. If there is a history of bronchospasm. 3. After prolonged fasting. 4. In metabolic acidosis (eg in some diabetics). 5. With verapamil, and neither drug should be administered within several days of discontinuing the other. **PRECAUTIONS:** 1. Special care should be taken in patients whose cardiac reserve is poor. 2. Bradycardia (usually less than 50-55 beats/min) indicates that dosage should not be further increased. 3. It is important that a beta blocking agent is not discontinued abruptly. Inderal LA may be withdrawn by first substituting the equivalent dosage in 40mg tablets spread through the day and then gradually reducing the dose. 4. As with all other drugs Inderal should not be given in pregnancy, unless its use is essential. 5. If Inderal LA and clonidine are given concurrently the clonidine should not be discontinued until several days after the withdrawal of the beta blocker (see also prescribing information on clonidine). 6. **ANAESTHESIA:** Inderal may cause an altered response to stress and therefore it may be necessary to withdraw the drug before surgery; see the data sheet. **ADVERSE REACTIONS:** Inderal LA is usually well-tolerated. Minor side effects such as cold extremities, nausea, insomnia, lassitude and diarrhoea are usually transient, resolving on withdrawal of the drug. Isolated cases of paraesthesia of the hands have been reported. There have been reports of skin rashes and/or dry eyes associated with the use of beta blocking drugs. The reported incidence is small and in most cases the symptoms have cleared when treatment was withdrawn. Discontinuation of the drug should be considered if any such reaction is not otherwise explicable. Cessation of therapy with a beta adrenergic blocker should be gradual. In the rare event of intolerance to Inderal LA manifested as bradycardia and hypotension, the drug should be withdrawn and treatment instituted as below. **OVERDOSEAGE:** Excessive bradycardia can be countered with atropine 1-2mg intravenously, followed, if necessary, by a beta-receptor stimulant such as isoprenaline 2-8 micrograms intravenously or orciprenaline 0.5mg intravenously. Basic N.H.S. cost £6.60 per box (2 x 5 x 14) (0079112).



## Major books

### Coronary Care

*Edited by Joel S. Karliner and Gabriel Gregoratos*  
1136 pages 420 illustrations hardback £30.00  
ISBN 0 443 08061 5

This comprehensive work covers all aspects of coronary care, from identification of causes and prevention through to diagnosis and treatment of myocardial infarction, including details of rehabilitation and possible after-care problems. Contributions from some of the world's leading authorities. An essential purchase for all those involved in caring for patients with heart disease.

### Two-Dimensional Echocardiography

*Edited by Joseph A. Kisslo*

222 pages 161 illustrations 242 references  
hardback £11.00 ISBN 0 443 08076 3

Emphasises the latest techniques in two-dimensional echocardiography and examines their clinical applications in the diagnosis and management of patients with cardiovascular disease.

**Churchill Livingstone** 

Robert Stevenson House, 1-3 Baxter's Place, Leith Walk, Edinburgh EH1 3AF, U.K.

### FIRST OF A NEW SERIES

#### Clinical Diagnosis in Pediatric Cardiology

*J. R. Zuberbuhler*

192 pages 110 illustrations hardback  
£20.00 approx ISBN 0 443 01889 8

The first in an important series *Modern Paediatric Cardiology*. The contents reveal the author's extensive clinical experience and his firm belief in the importance of a thorough clinical examination. Information is also included on the latest technical advances in diagnostic methods.

### FORTHCOMING PUBLICATIONS

#### Recent Advances in Cardiology—8

*Edited by John Hamer and Derek J. Rowlands*  
scheduled for April


#### Man at High Altitude, 2ed.

*Donald Heath and David R. Williams*  
scheduled for April

#### Friedberg's Diseases of the Heart, 4ed.

*Edited by Leon Resnekov and Desmond G. Julian*  
scheduled for August

A  
COMPREHENSIVE  
RANGE OF  
**Cardiofax**  
ELECTROCARDIOGRAPHS  
BY NIHON KOHDEN




Manual three-, manual/  
automatic three- and  
six-channel recorders  
complete the range  
but with input and  
output facilities.  
Accessories—photo,  
apex, Frank Vector and exercise  
cardiology—are available as optional  
extras.

*Illustration shows Model ECG-5303*

A selection of single-channel high  
performance professional instruments  
using batteries, mains/re-chargeable  
battery or mains operation suitable  
for private consultations and every  
day use in busy hospitals.

*Illustration shows Model ECG-5101  
using disposable dry cell batteries and  
giving 1,100 full 12 lead recordings.*



**HOLSTAR**

*Fighting disease with electronics*

INSTRUMENTS LIMITED

21 West Street, Epsom, Surrey KT17 1UZ Tel: Epsom (03727) 28315

